

2027

D	Seq	Par	Captain Commands (D-Drill) Grand Encampment 2027	Commands: 1st Platoon/Section
D	1	209	1. Threes Right About, 2. MARCH, 3. Guide Left	
D	2	209	1. Threes Left About, 2. MARCH, 3. Guide Right	
D	3	198	1) Right by Threes, 2) MARCH	
D	4	200	1) Column Right, 2) MARCH	
D	5	200	1) Column Right 2) MARCH	
D	6	314	1) Form Passion cross, 2) MARCH, 3) Forward, 4) MARCH, 5) Guide Center	
D	7	315	1) Form Threes, 2) MARCH, 3) Forward, 4) MARCH, 5) Guide Left	
D	8	200	1) Column Right, 2) MARCH	
D	9	200	1) Column Right, 2) MARCH	
D	10	328	1) Form Triangle, 2. March, 3. Forward, 4. March, 5. Guide Center	
D	11	329	1) Form Threes, 2) MARCH, 3) Forward, 4) MARCH, 5) Guide Left	
D	12	200	1) Column Left, 2) MARCH	
D	13	200	1) Column Left, 2) MARCH	
D	14	298	1) Threes in Circle Left Wheel, 2) MARCH, 3) Guide Left	
D	15	200	1) Column Left, 2) MARCH	
D	16	204	1) Threes Left, 2) MARCH, 3) Guide Right	
D	17	67/75	1) Commandery, 2) HALT, 3) Right, 4) Dress, 5) FRONT	
D	18	220	1. Front Open Files, 2. March, 3. Guide Right, 4. Commandery, 5. Halt	
D	19.00		Sword Manual	
D	19.01	92	1) Order 2) SWORDS	
D	19.02	130	1) Un- Cover	
D	19.03	131	1) Re-Cover	
D	19.04	49	1) Stand at 2) EASE	
D	19.05	50	1) Commandery 2) ATTENTION	
D	19.06	93	1) Carry 2) SWORDS	
D	19.07	111	1) Guide 2) SWORDS	
D	19.08	111	1) Carry 2) SWORDS	
D	19.09	109	1) Invert 2) SWORDS	
D	19.10	110	1) Carry 2) SWORDS	
D	19.11	102	1) Reverse 2) SWORDS	
D	19.12	103	1) Carry 2) SWORDS	
D	19.13	96	1) Swords 2) PORT	
D	19.14	97	1) Carry 2) SWORDS	
D	19.15	94	1) Support 2) SWORDS	
D	19.16	95	1) Carry 2) SWORDS	
D	19.17	88	1) Present 2) SWORDS	
D	19.18	89	1) Carry 2) SWORDS	
D	19.19	108	1) Inspection 2) SWORDS	
D	19.20	89	1) Carry 2) SWORDS	
D	19.21	112	1) Sir Knights RETURN 2) SWORDS	
D	19.22	85	1) Sir Knights DRAW 2) SWORDS	
D	19.23	90	1) Salute 2) SWORDS	
D	19.24	91	1) Carry 2) SWORDS	
D	19.25	106	1) Parade 2) REST	
D	19.26	107	1) Commandery 2) ATTENTION	
D	19.27	107	1) Carry 2) SWORDS	
D	20	192	1. Front into Line, 2. March, 3. Right Dress, 4. Front	

2027

D	Seq	Par	Captain Commands (D-Drill) Grand Encampment 2027	Commands: 1st Platoon/Section
D	21	304	1. Threes Right About, 2. By Threes On left into Line Faced to the Rear, 3. March, 4. Front	
D	22	198	1) Right by Threes, 2) MARCH	
D	23	200	1) Column Left, 2) MARCH	
D	24	297	1) Threes in Circle Right Wheel, 2)MARCH, 3) Guide Left	
D	25	297	1) Threes in Circle Left Wheel, 2)MARCH, 3) Guide Left	
D	26	200	1) Column Left, 2) MARCH	
D	27	200	1) Column Left, 2) MARCH	
D	28	306	1) Left in front, 2) In circle Left wheel, 3)MARCH, 4) Guide Right	
D	29	306	1) Right in front, 2) In circle Right wheel, 3)MARCH, 4) Guide Left	
D	30	200	1) Column Left, 2) MARCH	
D	31	200	1) Column Left, 2) MARCH	
D	32	323	1) Form Egyptian cross, 2) MARCH, 3) Forward, 4) MARCH, 5) Guide Center	K3: 1) Half Step K6: 1) Right by File
D	33	324	1) Form Threes, 2) MARCH, 3) Guide Left	K3: 1) Forward K6: 1) Left Front into Line
D	34	200	1) Column Left, 2) MARCH	
D	35	200	1) Column Left, 2) MARCH	
D	36	227	1) From the center, 2) Open order, 3)MARCH, 4) Guide Left	
D	37	63	1) Half Step, 2) MARCH	
D	38	67	1) Commandery, 2) HALT	
D	39		1) About, 2) FACE	
D	40	59	1) Forward, 2) MARCH	
D	41	69	1) To the Rear, 2) MARCH	
D	42	228	1) Close order, 2) MARCH, 3) Guide Left	
D	43	200	1) Column Left, 2) MARCH	
D	44	200	1) Column Left, 2) MARCH	
D	45	321	1. Form Cross of St. Andrew, 2. March, 3. Forward, 4. March, 5. Guide Center	K3: 1) Files from Right and Left, 2. Front into Echelon K6: 1) Files from the Center, 2. Front into Echelon
D	46	322	1. Form Threes, 2. March, 3. Forward 4. March, 5. Guide Left	
D	47	200	1) Column Left, 2) MARCH	
D	48	204	1) Threes Left, 2) MARCH, 3) Guide Left	
D	49	67/75	1) Commandery, 2) HALT, 3) Right, 4) Dress, 5) FRONT	
D	50	286	1) Twos in circle Right wheel, 2)MARCH, 3) Threes in circle Left Wheel, 4)MARCH 5) Commandery in circle Right wheel, 6)MARCH, 7) Commandery, 8) HALT, 9) By the Files, 10) Right, 11) DRESS, 12) FRONT	
D	51	88	1) Present, 2) SWORDS	

page 2 of 2

esp

("D" Drill 9/24/2024)















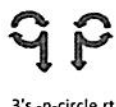





































Revised 05/12/25

Revisions-"D"**Date Seq**

03/17/25 1 Change Guide to Left
03/17/25 2 Change Guide to Right
03/17/25 16 Change Guide to Right
04/28/25 14 Changed to 1) Threes in Circle Left Wheel, 2)MARCH, 3) Guide Left
04/28/25 41 Changd to 1) To the Rear, 2) MARCH
05/12/25 48 Change Guide to Right



JUDGE

 Start	 Seq 2	 Seq 3	 Seq 4	 Seq 5	 Seq 6	 Passion Cross Seq 7	 Seq 8	 Seq 9	 Seq 10	 Triangle Seq 10
 Seq 11	 Seq 12	 Seq 13	 3's -n-circle rt & lt w/ Seq 14	 Seq 15	 Seq 16	 Seq 17	 Seq 18	 Sword Manual Seq 19	 Seq 20	
 Seq 21	 Seq 22	 Seq 23	 Seq 24	 Seq 25	 Seq 26	 Seq 27	 Seq 28	 Seq 29	 Seq 30	
 Seq 31	 Egypian Cross Seq 32	 Seq 33	 Seq 34	 Seq 35	 From the Center Open Order Seq 36	 Seq 37	 Seq 38	 About Face Seq 39	 Seq 40	
 To the Rear Seq 41	 Close Order Seq 42	 Seq 43	 Seq 44	 St Andrew Seq 45	 Seq 46	 Seq 47	 Seq 48	 Seq 49	 Seq 50	
 Seq 51	Seq 52	Seq 53	Seq 54	Seq 55	Seq 56	Seq 57	Seq 58	Seq 59	Seq 60	
Seq 61	Seq 62	Seq 63	Seq 64	Seq 65	Seq 66	Seq 67	Seq 68	Seq 69	Seq 70	
Seq 71	Seq 72	Seq 73	Seq 74	Seq 75	Seq 76	Seq 77	Seq 78	Seq 79	Seq 80	